


Name of the Company	: OTCO INTERNATIONAL LIMITED
Scrip Code	: 523151
Name of the Scrip, Class of Security	: OTCO, EQUITY
Quarter ended	: 30TH SEPTEMBER 2015


SHAREHOLDING PATTERN IN COMPLIANCE WITH CLAUSE 35 OF THE LISTING AGREEMENT AS ON 30TH SEPTEMBER 2015

**1(a) Statement showing Shareholding Pattern**

Partly paid-up shares :-	No of partly paid-up shares	As a % of total no. of partly paid-up shares	As a % of total no. of shares of the Company
Held by promoter/promoter group	-	-	-
Held by Public	-	-	-
Total(D)	-	-	-
Outstanding convertible securities :-	No of outstanding securities	As a % of total no. of outstanding convertible securities	As a % of total no. of shares of the company, assuming full conversion of the convertible securities
Held by promoter/promoter group	-	-	-
Held by Public	-	-	-
Total(E)	-	-	-
Warrants :-	No of warrants	As a % of total no. of warrants	As a % of total no. of shares of the Company, assuming full conversion of warrants
Held by promoter/promoter group	-	-	-
Held by Public	-	-	-
Total(F)	-	-	-
Total paid-up capital of the company, assuming full conversion of warrants and convertible securities (A+B+C)+(D+E+F)	2,593,624	-	100.00




Category Code	Category of shareholder	Total Number of shareholders	Total number of shares	Number of shares held in dematerialized form	Total shareholding as a percentage of total number of shares		Shares pledged or otherwise encumbered	
					As a percentage of (A+B)1	As a percentage of (A+B+C)	Number of shares	As a percentage
(I)	(II)	(III)	(IV)	(V)	(VI)	(VII)	(VIII)	(IX)=(VIII)/(IV)*100
<b>(A)</b>	<b>Shareholding of Promoter and Promoter Group[2]</b>							
<b>(1)</b>	<b>Indian</b>							
(a)	Individuals/ Hindu Undivided Family	2	374438	374438	14.44	14.44	-	-
(b)	Central Government/ State Government(s)	-	-	-	-	-	-	-
(c)	Bodies Corporate	-	-	-	-	-	-	-
(d)	Financial Institutions/ Banks	-	-	-	-	-	-	-
(e)	Any Other (specify)	-	-	-	-	-	-	-
	<b>Sub-Total (A)(1)</b>	<b>2</b>	<b>374438</b>	<b>374438</b>	<b>14.44</b>	<b>14.44</b>	<b>0.00</b>	<b>-</b>
<b>(2)</b>	<b>Foreign</b>							
(a)	Individuals (Non-Resident Individuals/ Foreign Individuals)	-	-	-	-	-	-	-
(b)	Bodies Corporate	-	-	-	-	-	-	-
(c)	Institutions	-	-	-	-	-	-	-
(d)	Qualified Foreign Investor	-	-	-	-	-	-	-
(e)	Any Other (specify)	-	-	-	-	-	-	-
	<b>Sub-Total (A)(2)</b>	<b>0</b>	<b>0</b>	<b>0</b>	<b>0.00</b>	<b>0.00</b>	<b>-</b>	<b>-</b>
	<b>Total Shareholding of Promoter and Promoter Group (A)= (A)(1)+(A)(2)</b>	<b>2</b>	<b>374,438</b>	<b>374,438</b>	<b>14.44</b>	<b>14.44</b>	<b>-</b>	<b>0.00</b>
<b>(B)</b>	<b>Public shareholding[3]</b>							
<b>(1)</b>	<b>Institutions</b>							
(a)	Mutual Funds/ UTI	-	-	-	-	-	-	-
(b)	Financial Institutions/ Banks	-	-	-	-	-	-	-
(c)	Central Government/ State Government(s)	-	-	-	-	-	-	-
(d)	Venture Capital Funds	-	-	-	-	-	-	-
(e)	Insurance Companies	-	-	-	-	-	-	-
(f)	Foreign Institutional Investors	-	-	-	-	-	-	-
(g)	Foreign Venture Capital Investors	-	-	-	-	-	-	-
(h)	Qualified Foreign Investor	-	-	-	-	-	-	-
(i)	Any Other (specify)	-	-	-	-	-	-	-
	<b>Sub-Total (B)(1)</b>	<b>0</b>	<b>0</b>	<b>0</b>	<b>0.00</b>	<b>0.00</b>		
<b>(2)</b>	<b>Non-institutions</b>							
(a)	Bodies Corporate	54	76,266	47,321	2.94	2.94		
(b)	Individuals -							
	i. Individual shareholders holding nominal share capital up to Rs. 1 lakh.	817	327,704	222,300	12.63	12.63		
	ii. Individual shareholders holding nominal share capital in excess of Rs. 1 lakh.	38	1,804,696	1,726,963	69.58	69.58		
(c)	Qualified Foreign Investor	-	-	-	-	-		
(d)	Any Other (specify)							
	NR	5	856	856	0.03	0.03		
	Clearing Member	7	9664	9664	0.37	0.37		
	<b>Sub-Total (B)(2)</b>	<b>921</b>	<b>2,219,186</b>	<b>2,007,104</b>	<b>85.56</b>	<b>85.56</b>		
	<b>Total Public Shareholding (B)= (B)(1)+(B)(2)</b>	<b>921</b>	<b>2,219,186</b>	<b>2,007,104</b>	<b>85.56</b>	<b>85.56</b>		
	<b>TOTAL (A)+(B)</b>	<b>923</b>	<b>2,593,624</b>	<b>2,381,542</b>	<b>100.00</b>	<b>100.00</b>	<b>0.00</b>	<b>0.00</b>
<b>(C)</b>	<b>Shares held by Custodians and against which Depository Receipts have been issued</b>							
<b>1</b>	<b>Promoter and Promoter Group</b>							
<b>2</b>	<b>Public</b>							
	<b>Sub-Total (C)</b>							
	<b>GRAND TOTAL (A)+(B)+(C)</b>	<b>923</b>	<b>2,593,624</b>	<b>2,381,542</b>	<b>100.00</b>	<b>100.00</b>	<b>0.00</b>	<b>0.00</b>



(l) (b) Statement showing holding of securities (including shares, warrants, convertible securities) of persons belonging to the category "Promoter and Promoter Group"

Sr. No.	Name of the shareholder	Details of Shares held		Encumbered shares (*)			Details of warrants		Details of convertible securities		Total shares (including underlying shares assuming full conversion of warrants and convertible securities) as a % of diluted share capital
		No. of Shares held	As a % of grand total (A)+(B)+(C)	No.	As a percentage (VI)=(V)/(III)*100	As a % of total (A)+(B)+(C) of sub-clause (I)(a)	Number of warrants held	As a % total number of warrants of the same class	Number of convertible securities held	As a % total number of convertible securities of the same class	
(I)	(II)	(III)	(IV)	(V)	(VI)	(VII)	(VIII)	(IX)	(X)	(XI)	(XII)
1	Collin Richard Timms	230063	8.87	0	0.00	0.00	-	-	-	-	-
2	Dr Olinda Timms	144375	5.57	0	0.00	0.00	-	-	-	-	-
	<b>Total</b>	<b>374438</b>	<b>14.44</b>	<b>0</b>	<b>0.00</b>	<b>0.00</b>	<b>0</b>	<b>0.00</b>	<b>0</b>	<b>0.00</b>	<b>0.00</b>




(I)(c) (i) Statement showing holding of securities (including shares, warrants, convertible securities) of persons belonging to the category "Public" and holding more than 1% of the total number of shares

Sr. No.	Name of the shareholder	Number of shares held	Shares as a percentage of total number of shares (i.e., Grand Total (A)+(B)+(C) indicated in Statement at para (I)(a) above)	Details of warrants		Details of convertible securities		Total shares (including underlying shares assuming full conversion of warrants and convertible securities) as a % of diluted share capital
				Number of warrants held	As a % total number of warrants of the same class	Number of convertible securities held	% w.e.t total number of convertible securities of the same class	
1	BHAKTAHARI MISHRA	112286	4.33	-	-	-	-	-
2	RATIKANTA AGASTI	99733	3.85	-	-	-	-	-
3	MADAN MOHAN AGASTI	98000	3.78	-	-	-	-	-
4	RAMANATH CHAKRABORTY	97262	3.75	-	-	-	-	-
5	MADHUMITA SENAPATI	87831	3.39	-	-	-	-	-
6	MALATILATA SAHOO	75000	2.89	-	-	-	-	-
7	DURGAPADA CHATTERJEE	71547	2.76	-	-	-	-	-
8	ASHIMA CHAKRABORTY	70894	2.73	-	-	-	-	-
9	TAPAN KUMAR AGASTI	66828	2.58	-	-	-	-	-
10	DAMODAR TRIBEDI	61578	2.37	-	-	-	-	-
11	DWIJIDAS KUNDU	58488	2.26	-	-	-	-	-
12	PADMAJJA MISHRA	49625	1.91	-	-	-	-	-
13	PRABHUDAYAL SENAPATI	49000	1.89	-	-	-	-	-
14	RAMESH CHANDRA SAHU	49000	1.89	-	-	-	-	-
15	BAPPA DITAYA PARIDA	49000	1.89	-	-	-	-	-
16	NIRANJAN BEHERA	49000	1.89	-	-	-	-	-
17	MINU SHARMA	49000	1.89	-	-	-	-	-
18	BANAJA MISHRA	49000	1.89	-	-	-	-	-
19	PRAKASH CHANDRA BARIK	49000	1.89	-	-	-	-	-
20	BAPON SAHA	49000	1.89	-	-	-	-	-
21	WALME GURI MARAK	49000	1.89	-	-	-	-	-
22	ANAM CHARAN SAHU	49000	1.89	-	-	-	-	-
23	BHARATI PADHI	39548	1.52	-	-	-	-	-
24	SURESH MOHINI PANI	39510	1.52	-	-	-	-	-
25	MANASIRANI AGASTI	39500	1.52	-	-	-	-	-
26	RAMAKANT PADHI	39500	1.52	-	-	-	-	-
27	UMAKANTA PADHI	39500	1.52	-	-	-	-	-
	<b>Total</b>	<b>1,636,630</b>	<b>63.10</b>	-	-	-	-	-

(I)(c) (ii) Statement showing holding of securities (including shares, warrants, convertible securities) of persons (together with PAC) belonging to the category "Public" and holding more than 5% of the total number of shares of the company

Sr. No.	Name(s) of the shareholder(s) and the Persons Acting in Concert (PAC) with them	Number of shares	Shares as a percentage of total number of shares (i.e., Grand Total (A)+(B)+(C) indicated in Statement at para (I)(a) above)	Details of warrants		Details of convertible securities		Total shares (including underlying shares assuming full conversion of warrants and convertible securities) as a % of diluted share capital
				Number of warrants	As a % total number of warrants of the same class	Number of convertible securities held	% w.e.t total number of convertible securities of the same class	
		-	0.00	-	-	-	-	-
	<b>Total</b>	-	-	-	-	-	-	-



(I)(d) Statement showing details of locked-in shares

Sr. No.	Name of the shareholder	Number of locked-in shares	Locked-in shares as a percentage of total number of shares {i.e., Grand Total (A)+(B)+(C) indicated in Statement at para (I)(a) above}	Promoter / Promoter Group / Public
-	-	-	-	-
	<b>TOTAL</b>	-	-	-

(II)(a) Statement showing details of Depository Receipts (DRs)

Sr. No.	Type of outstanding DR (ADRs, GDRs, SDRs, etc.)	Number of outstanding DRs	Number of shares underlying outstanding DRs	Shares underlying outstanding DRs as a percentage of total number of shares {i.e., Grand Total (A)+(B)+(C) indicated in Statement at para (I)(a) above}
	NIL	NIL	NIL	NIL

(II)(b) Statement showing Holding of Depository Receipts (DRs), where underlying shares held by 'promoter / promoter group' are in excess of 1% of the total number of shares

Sr. No.	Name of the DR Holder	Type of outstanding DR (ADRs, GDRs, SDRs, etc.)	Number of shares underlying outstanding DRs	Shares underlying outstanding DRs as a percentage of total number of shares {i.e., Grand Total (A)+(B)+(C) indicated in Statement at para (I)(a) above}
	NIL	NIL	NIL	NIL

