


**SHARE HOLDING PATTERN FOR QUARTER ENDED MARCH 2012**

**Introductory sub-table (I)(a)**

<b>Name of the Company: Octo International Limited</b>			
<b>Name of the scrip, class of security: Equity</b>			
<b>Quarter Begins JAN-12</b>		<b>Quarter ended: MAR-2012</b>	
<b>Partly paid-up shares:-</b>		<b>No. of partly paid-up shares</b>	<b>As a % of total no. of partly paid-up shares company</b>
<b>As a % of total no. of shares of the company</b>			
Held by promoter/promoter group		0	0
Held by public		0	0
<b>Total</b>		<b>0 NIL</b>	<b>NIL</b>
<b>Outstanding convertible securities:-</b>		<b>No. of outstanding securities</b>	<b>As a % of total no. of outstanding convertible securities</b>
<b>As a % of total no. of shares of the company, assuming full conversion of the convertible securities</b>			
Held by promoter/promoter group		0	0
Held by public		0	0
<b>Total</b>		<b>0 NIL</b>	<b>NIL</b>
<b>Warrants:-</b>		<b>No. of warrants</b>	<b>As a % of total no. of warrants</b>
<b>As a % of total no. of shares of the company, assuming full conversion of warrants</b>			
Held by promoter/promoter group		0	0
Held by public		0	0
<b>Total</b>		<b>0 NIL</b>	<b>NIL</b>
<b>Total paid-up capital of the company, assuming full conversion of warrants and</b>		<b>2593624</b>	


**For OTCO INTERNATIONAL LIMITED**



**Director**

Table (I)(a)								
Category of Shareholder	Category of Shareholder	Number of Sharehold	Total number of shares	Number of shares held in dematerialized form	Total shareholding		Shares pledged to other financial institutions	
					Number of shares	Percentage of (A+B)	Number of shares	Percentage of (A+B)
(I)	(II)	(III)	(IV)	(V)	(VI)	(VII)	(VIII)	(IX)= (VIII)/(IV)*100
<b>(A)</b>	<b>Shareholding of Promoter and Promoter Group<sup>2</sup></b>							
<b>1</b>	<b>Indian</b>							
(a)	Individuals	2	374437	239550	14.44	14.44	0	0.00
(b)	Central Government/ State Government(s)	0	0	0	0.00	0.00	0	0
(c)	Bodies Corporate	0	0	0	0.00	0.00	0	0
(d)	Financial Institutions/ Banks	0	0	0	0.00	0.00	0	0
(e)	Any Others(Specify)	0	0	0	0.00	0.00	0	0
(e-i)								
(e-ii)								
	<b>Sub Total(A){1}</b>	<b>2</b>	<b>374437</b>	<b>239550</b>	<b>14.44</b>	<b>14.44</b>	<b>0</b>	<b>0.00</b>
<b>2</b>	<b>Foreign</b>							
a	Individuals (Non-Residents Individuals/ Foreign Individuals)	0	0	0	0.00	0.00	0	0.00
b	Bodies Corporate	0	0	0	0.00	0.00	0	0.00
c	Institutions	0	0	0	0.00	0.00	0	0.00


For OTCO INTERNATIONAL LIMITED



Director

d	Qualified Foreign	0	0	0	0.00	0.00	0	0.00
e	Any Others(Specify)	0	0	0	0.00	0.00	0	0.00
e-i								
e-ii								
	<b>Sub Total(A)(2)</b>	<b>0</b>	<b>0</b>	<b>0</b>	<b>0.00</b>	<b>0.00</b>	<b>0</b>	<b>0.00</b>
	<b>Total Shareholding of Promoter and Promoter Group (A)= (A)(1)+(A)(2)</b>	<b>2</b>	<b>374437</b>	<b>239550</b>	<b>14.44</b>	<b>14.44</b>	<b>0</b>	<b>0.00</b>
<b>(B)</b>	<b>Public shareholding</b>							
<b>1</b>	<b>Institutions</b>							
(a)	Mutual Funds/ UTI	0	0	0	0.00	0.00	0	0
(b)	Financial Institutions / Banks	0	0	0	0.00	0.00	0	0
(c)	Central Government/ State Government(s)	0	0	0	0.00	0.00	0	0
(d)	Venture Capital Funds	0	0	0	0.00	0.00	0	0
(e)	Insurance Companies	0	0	0	0.00	0.00	0	0
(f)	Foreign Institutional Investors	0	0	0	0.00	0.00	0	0
(g)	Foreign Venture Capital Investors	0	0	0	0.00	0.00	0	0
(h)	Qualified Foreign	0	0	0	0.00	0.00	0	0
(i)	Any Other (specify)	0	0	0	0.00	0.00	0	0
(i-ii)								
(i-ii)								
	<b>Sub-Total (B)(1)</b>	<b>0</b>	<b>0</b>	<b>0</b>	<b>0.00</b>	<b>0.00</b>	<b>0</b>	<b>0</b>
<b>B 2</b>	<b>Non-institutions</b>							
(a)	Bodies Corporate	45	681830	225361	26.29	26.29	0	0
(b)	Individuals	0	0	0	0.00	0.00	0	0
I	Individuals -i. Individual shareholders holding nominal share capital up to Rs 1 Lakh	593	382366	212905	14.74	14.74	0	0


For OTCO INTERNATIONAL LIMITED



Director

II	ii. Individual shareholders holding nominal share capital in excess of Rs. 1 lakh.	12	1152184	831300	44.42	44.42	0	0
(c)	Qualified Foreign	0	0	0	0.00	0.00	0	0
(d)	Any Other (specify)	0	0	0	0.00	0.00	0	0
(d-i)	NRI	4	1027	1027	0.04	0.04	0	0
(d-ii)	Clearing Member	2	1780	1780	0.07	0.07	0	0.00
	<b>Sub-Total (B)(2)</b>	<b>656</b>	<b>2219187</b>	<b>1272373</b>	<b>85.56</b>	<b>85.56</b>	<b>0</b>	<b>0</b>
<b>(B)</b>	<b>Total Public Shareholding (B)= (B)(1)+(B)(2)</b>	<b>656</b>	<b>2219187</b>	<b>1272373</b>	<b>85.56</b>	<b>85.56317</b>	<b>0</b>	<b>0</b>
	<b>TOTAL (A)+(B)</b>	<b>658</b>	<b>2593624</b>	<b>1511923</b>	<b>100.00</b>	<b>100.00</b>	<b>0</b>	<b>0</b>
<b>(C)</b>	<b>Shares held by Custodians and against which Depository Receipts have been issued</b>							
1	Promoter and Promoter Group	0	0	0	0.00	0.00	0	0
2	Public	0	0	0	0.00	0.00	0	0
	<b>Sub-Total (C)</b>	<b>0</b>	<b>0</b>	<b>0</b>	<b>0.00</b>	<b>0.00</b>	<b>0</b>	<b>0</b>
	<b>GRAND TOTAL (A)+(B)+(C)</b>	<b>658</b>	<b>2593624</b>	<b>1511923</b>	<b>100.00</b>	<b>100.00</b>	<b>0</b>	<b>0</b>

For OTCO INTERNATIONAL LIMITED




Director

(1)(b) Statement showing holding of securities (including shares, warrants, convertible securities) of persons belonging to the category "Promoter and Promoter Group"

Sl. No.	Name of the shareholder	Details of Shares held	Number of Shares held	As a % of grand total (A)+(B)	No. of unnumbered shares (C)	As a % of grand total (A)+(B)+(C)	AS a % of grand total (A)+(B)+1/3 of sub class (D)	Number of warrants held	As a % of total number of warrants of the same class (E)	Number of convertible securities held	Number of convertible securities of the same class (F)	Number of securities held	Number of securities of the same class (G)
(I)	(II)	(III)	(IV)	(V)	(VI)	(VII)	(VIII)	(IX)	(X)	(XI)	(XII)	(XIII)	(XIV)
1	Collin R Timms	230062	8.87	0.00	0.00	0.00	0	0	0	0	0	0	0
2	Olinda Timms	144375	5.57	0.00	0.00	0.00	0	0	0	0	0	0	0
<b>TOTAL</b>		<b>374437</b>	<b>14.44</b>	<b>0</b>	<b>0.00</b>	<b>0.00</b>	<b>0</b>	<b>0</b>	<b>0</b>	<b>0</b>	<b>0</b>	<b>0</b>	<b>0</b>

For DTCC INTERNATIONAL LIMITED



Director

(1)(c)(i) Statement showing holding of securities (including shares, warrants, convertible securities) of persons belonging to the category "Public" and holding more than 1% of the total number of shares

Sr.No	Name of the shareholder	Number of shares held	Share as a percentage of total number of shares (as per Grand Total)	Details of warrants		Details of convertible securities		Total shares including convertible securities
				Number of warrants held	As a % of total number of warrants	Number of convertible securities held	% of total convertible securities	
1	Lalitha Devadasan	26250	1.01	0	0	0	0	0
2	Timm Drye	75000	2.89	0	0	0	0	0
3	Red Dr. V K Samuel	288750	11.13	0	0	0	0	0
4	P S J Devadasen	234375	9.04	0	0	0	0	0
5	Rajender Singh	197560	7.62	0	0	0	0	0
6	Ashok Kumar Kohari	80728	3.11	0	0	0	0	0
7	Ashok Kohari	100250	3.87	0	0	0	0	0
8	Francis I Alphonso	49062	1.89	0	0	0	0	0
9	Kautliya Venture Capital Co Ltd	116070	4.48	0	0	0	0	0
10	Comet Holding Ltd	113625	4.38	0	0	0	0	0
11	Opportunity Microfinance India Ltd	381250	14.70	0	0	0	0	0
<b>TOTAL</b>		<b>1662920</b>	<b>64.12</b>	<b>0</b>	<b>0</b>	<b>0</b>	<b>0</b>	<b>0</b>

1 Statement showing holding of securities (including shares, warrants, convertible securities) of persons (together with PAC) belonging to the category "Public" and holding more than 5% of the total number of shares of the company

Sr.No	Name(s) of the shareholder(s) and the Persons Acting in concert (PAC) with them	Number of shares	Share as a percentage of total number of shares (as per Grand Total)	Details of warrants		Details of convertible securities		Total shares including convertible securities
				Number of warrants held	As a % of total number of warrants	Number of convertible securities held	% of total convertible securities	
1	Opportunity Microfinance India Ltd	381250	14.70	0	0	0	0	0
2	Red Dr V K Samuel	288750	11.13	0	0	0	0	0
3	P S J Devadasen	234375	9.04	0	0	0	0	0
4	Rajender Singh	197560	7.62	0	0	0	0	0
<b>TOTAL</b>		<b>1101935</b>	<b>42.49</b>	<b>0</b>	<b>0</b>	<b>0</b>	<b>0</b>	<b>0</b>

FOR OPENTINT

INTERNATIONAL LIMITED  
  
 Director


(I)(d) Statement showing details of locked-in shares

S. No.	Name of the shareholder	Number of locked-in shares	Percentage of total number of shares (i.e. Grand Total (B)+(C)) indicated in Statement above
1	NIL	NIL	0.00
<b>TOTAL</b>		<b>0</b>	<b>0.00</b>

(II)(a) Statement showing details of Depository Receipts (DRs)

S. No.	Type of outstanding DR (ADRs, GDR, DRs etc)	Number of outstanding DRs	Number of shares underlying outstanding DRs	Percentage of total number of shares (i.e. Grand Total (A)+(B)+(C)) indicated in Statement above
1	NIL	NIL	NIL	NIL
<b>TOTAL</b>		<b>0</b>	<b>0</b>	<b>0.00</b>

For OTCO INTERNATIONAL LIMITED

  
Director