


SHAREHOLDING PATTERN IN COMPLIANCE WITH CLAUSE 35 OF THE LISTING AGREEMENT AS ON 31ST DECEMBER 2013

1(a) Statement showing Shareholding Pattern


Partly paid-up shares :-	No of partly paid-up shares	As a % of total no. of partly paid-up shares	As a % of total no. of shares of the Company
Held by promoter/promoter group	-	-	-
Held by Public	-	-	-
Total(D)	-	-	-
Outstanding convertible securities :-	No of outstanding securities	As a % of total no. of outstanding convertible securities	As a % of total no. of shares of the company, assuming full conversion of the convertible securities
Held by promoter/promoter group	-	-	-
Held by Public	-	-	-
Total(E)	-	-	-
Warrants :-	No of warrants	As a % of total no. of warrants	As a % of total no. of shares of the Company, assuming full conversion of warrants
Held by promoter/promoter group	-	-	-
Held by Public	-	-	-
Total(F)	-	-	100.00
Total paid-up capital of the company, assuming full conversion of warrants and convertible securities (A+B+C)+(D+E+F)	2,593,624	-	-

For GTCO INTERNATIONAL LIMITED

 Director


Category Code	Category of shareholder	Total Number of shareholders	Total number of shares	Number of shares held in dematerialized form	Total shareholding as a percentage of total number of shares		Shares pledged or otherwise encumbered	
					As a percentage of (A+B)1	As a percentage of (A+B+C)	Number of shares	As a percentage
(I)	(II)	(III)	(IV)	(V)	(VI)	(VII)	(VIII)	(IX)=(VIII)/(I V)*100
(A)	<u>Shareholding of Promoter and Promoter Group[2]</u>							
(1)	Indian							
(a)	Individuals / Hindu Undivided Family	2	374437	239550	14.44	14.44	-	-
(b)	Central Government/ State Government(s)	-	-	-	-	-	-	-
(c)	Bodies Corporate	-	-	-	-	-	-	-
(d)	Financial Institutions/ Banks	-	-	-	-	-	-	-
(e)	Any Other (specify)	-	-	-	-	-	-	-
	Sub-Total (A)(1)	2	374437	239550	14.44	14.44	0.00	-
(2)	Foreign							
(a)	Individuals (Non-Resident Individuals / Foreign Individuals)	-	-	-	-	-	-	-

For CTCO INTERNATIONAL LIMITED


Director


(b)	Bodies Corporate	-	-	-	-	-	-	-
(c)	Institutions	-	-	-	-	-	-	-
(d)	Qualified Foreign Investor	-	-	-	-	-	-	-
(e)	Any Other (specify)	-	-	-	-	-	-	-
	Sub-Total (A)(2)	0	0	0	0.00	0.00	-	-
	Total Shareholding of Promoter and Promoter Group (A)= (A)(1)+(A)(2)	2	374,437	239,550	14.44	14.44	-	0.00
(B)	Public shareholding[3]							
(1)	Institutions							
(a)	Mutual Funds/ UTI	-	-	-	-	-		
(b)	Financial Institutions/ Banks	1	381,250	-	14.70	14.70		
(c)	Central Government/ State Government(s)	-	-	-	-	-		
(d)	Venture Capital Funds	-	-	-	-	-		
(e)	Insurance Companies	-	-	-	-	-		
(f)	Foreign Institutional Investors	-	-	-	-	-		
(g)	Foreign						NOT APPLICABLE	NOT APPLICABLE

For GTCO INTERNATIONAL LIMITED


Director


	Venture Capital Investors	-	-	-	-	-		
(h)	Qualified Foreign Investor	-	-	-	-	-		
(l)	Any Other (specify)	-	-	-	-	-		
	Sub-Total (B)(1)	1	381,250	0	14.70	14.70		
(2)	Non-institutions							
(a)	Bodies Corporate	29	37,531	36,144	1.45	1.45		
(b)	Individuals							
	i. Individual shareholders holding nominal share capital up to Rs. 1 lakh.	1,065	382,065	215,946	14.73	14.73		
	ii. Individual shareholders holding nominal share capital in excess of Rs. 1 lakh.	34	1,415,614	1,020,556	54.58	54.58		
(c)	Qualified Foreign Investor	-	-	-	-	-		
(d)	Any Other (specify)							
	NRI	4	1027	1027	0.04	0.04		
	Clearing Member	2	1700	1700	0.07	0.07		
	Sub-Total	1,13	1,837,937	1,275,373	70.86	70.86		

For CTCO INTERNATIONAL LIMITED


Director

	(B)(2)	4						
	Total Public Shareholding (B)= (B)(1)+(B)(2)	1,135	2,219,187	1,275,373	85.56	85.56		
	TOTAL (A)+(B)	1,137	2,593,624	1,514,923	100.00	100.00	0.00	0.00
(C)	Shares held by Custodians and against which Depository Receipts have been issued							
1	Promoter and Promoter Group	-	-	-	-	-	-	-
2	Public	-	-	-	-	-	-	-
	Sub-Total (C)	-	-	-	-	-	-	-
	GRAND TOTAL (A)+(B)+(C)	1,137	2,593,624	1,514,923	100.00	100.00	0.00	0.00

For CTCO INTERNATIONAL LIMITED


Director


(l) (b) Statement showing holding of securities (including shares, warrants, convertible securities) of persons belonging to the category "Promoter and Promoter Group"

Sr. No.	Name of the shareholder	Details of Shares held		Encumbered shares (*)			Details of warrants		Details of convertible securities		Total shares (including underlying shares assuming full conversion of warrants and convertible securities) as a % of diluted share capital
		No. of Shares held	As a % of grand total (A)+(B)+(C)	No.	As a percentage	As a % of grand total (A)+(B)+(C) of sub-clause (l)(a)	Number of warrants held	As a % total number of warrants of the same class	Number of convertible securities held	As a % total number of convertible securities of the same class	
(I)	(II)	(III)	(IV)	(V)	(VI)=(V)/(III)*100	(VII)	(VIII)	(IX)	(X)	(XI)	(XII)
1	Collin Richard Timms	230062	8.87	0	0.00	0.00	-	-	-	-	-
2	Dr Clinda Timms	144375	5.57	0	0.00	0.00	-	-	-	-	-
	Total	374437	14.44	0	0.00	0.00	0	0.00	0	0.00	0.00

(l) (c) (i) Statement showing holding of securities (including shares, warrants, convertible securities) of persons belonging to the category "Public" and holding more than 1% of the total number of shares

Sr. No.	Name of the shareholder	Number of shares held	Shares as a percentage of total number of shares [i.e., Grand Total (A)+(B)+(C) Indicated in Statement at para (l)(a) above]	Details of warrants		Details of convertible securities		Total shares (including underlying shares assuming full conversion of warrants and convertible securities) as a % of diluted share capital
				Number of warrants held	As a % total number of warrants of the same class	Number of convertible securities held	% w.e.t total number of convertible securities of the same class	
1	OPPORTUNITY MICROFINANCE INDIA LTD	381250	14.70	-	-	-	-	-
2	RAJENDER SINGH	158048	6.09	-	-	-	-	-
3	MADHUMITA SENAPATI	85206	3.29	-	-	-	-	-
4	DR TIMM DRYE	75000	2.89	-	-	-	-	-
5	REV DR V K SAMUEL	57750	2.23	-	-	-	-	-
6	SUSHANTA KUMAR PARIDA	50733	1.96	-	-	-	-	-
7	PRABHUDAYAL SENAPATI	49000	1.89	-	-	-	-	-
8	RAMESH CHANDRA SAHU	49000	1.89	-	-	-	-	-
9	BAPPA DITAYA PARIDA	49000	1.89	-	-	-	-	-
10	ANUBRATA SANTRA	49000	1.89	-	-	-	-	-
11	BIJAYA KUMAR DASH	49000	1.89	-	-	-	-	-
12	ASHIMA CHAKRABORTY	49000	1.89	-	-	-	-	-
13	NIRANJAN BEHERA	49000	1.89	-	-	-	-	-
14	MINU SHARMA	49000	1.89	-	-	-	-	-
15	DWIJDAŞ KUNDU	49000	1.89	-	-	-	-	-
16	RAMANATH CHAKRABORTY	49000	1.89	-	-	-	-	-
17	DURGAPAGA CHATTERJEE	49000	1.89	-	-	-	-	-
18	BANAJA MISHRA	49000	1.89	-	-	-	-	-
19	PRAKASH CHANDRA BARIK	49000	1.89	-	-	-	-	-
20	BAPON SAHA	49000	1.89	-	-	-	-	-
21	P S J DEVADASEN	46875	1.81	-	-	-	-	-
22	RAJENDER SLNGH	39512	1.52	-	-	-	-	-
23	LALITHA DEVADASEN	26250	1.01	-	-	-	-	-
	Total	1,606,624	61.95	-	-	-	-	-


For CTCO INTERNATIONAL LIMITED


Director

(I)(c) (ii) Statement showing holding of securities (including shares, warrants, convertible securities) of persons (together with PAC) belonging to the category "Public" and holding more than 5% of the total number of shares of the company

Sr. No.	Name(s) of the shareholder(s) and the Persons Acting in Concert (PAC) with them	Number of shares	Shares as a percentage of total number of shares (i.e., Grand Total (A)+(B)+(C) indicated in Statement at para (I)(a) above)	Details of warrants		Details of convertible securities		Total shares (including underlying shares assuming full conversion of warrants and convertible securities) as a % of diluted share capital
				Number of warrants	As a % total number of warrants of the same class	Number of convertible securities held	% w.r.t total number of convertible securities of the same class	
1	OPPURTUNITY MICROFINANCE INDIA LTD	381250	14.70	-	-	-	-	-
2	RAJENDER SINGH	158048	6.09	-	-	-	-	-
	Total	539,298	20.79	-	-	-	-	-

For GFCO INTERNATIONAL LIMITED


Director

(I)(d) Statement showing details of locked-in shares

Sr. No.	Name of the shareholder	Number of locked-in shares	Locked-in shares as a percentage of total number of shares (i.e., Grand Total (A)+(B)+(C) indicated in Statement at para (I)(a) above)	Promoter / Promoter Group / Public
		NIL	NIL	NIL
	TOTAL	-	-	


(II)(a) Statement showing details of Depository Receipts (DRs)

Sr. No.	Type of outstanding DR (ADRs, GDRs, SDRs, etc.)	Number of outstanding DRs	Number of shares underlying outstanding DRs	Shares underlying outstanding DRs as a percentage of total number of shares (i.e., Grand Total (A)+(B)+(C) indicated in Statement at para (I)(a) above)
		NIL	NIL	NIL

(II)(b) Statement showing Holding of Depository Receipts (DRs), where underlying shares held by 'promoter / promoter group' are in excess of 1% of the total number of shares

Sr. No.	Name of the DR Holder	Type of outstanding DR (ADRs, GDRs, SDRs, etc.)	Number of shares underlying outstanding DRs	Shares underlying outstanding DRs as a percentage of total number of shares (i.e., Grand Total (A)+(B)+(C) indicated in Statement at para (I)(a) above)
			NIL	NIL

For CTCO INTERNATIONAL LIMITED


Director