


Introductory sub-table (I)(a)


Name of the Company: Octo International Limited			
Scrip Code:523151.		Name of the scrip, class of security: Equity	
Quarter Begins:JULY-11		Quarter ended: SEP:2011	
Partly paid-up shares:- No. of partly paid-up shares		As a % of total no. of partly paid-up shares	As a % of total no. of shares of the company
Held by promoter/promoter group	0	0	0
Held by public	0	0	0
<b>Total</b>	0	NIL	NIL
Outstanding convertible securities:- No. of outstanding securities		As a % of total no. of outstanding convertible securities	As a % of total no. of shares of the company, assuming full conversion of the convertible securities
Held by promoter/promoter group	0	0	0
Held by public	0	0	0
<b>Total</b>	0	NIL	NIL
Warrants:- No. of warrants		As a % of total no. of warrants	As a % of total no. of shares of the company, assuming full conversion of warrants
Held by promoter/promoter group	0	0	0
Held by public	0	0	0
<b>Total</b>	0	NIL	NIL
Total paid-up capital of the company, assuming full conversion of warrants and convertible securities		2593624	

For OCTO INTERNATIONAL LIMITED

 Director

OTCO INTERNATIONAL LTD		Statement Showing Shareholding Pattern AS ON 30-09-2011						
Category code	Category of Shareholder	Number of Shareholders	Table (I)(a)		Total shareholding as a percentage of total number of shares		Shares Pledged or otherwise encumbered	
			Total number of shares	Number of shares held in dematerialized form	As a percentage of (A+B)	As a percentage of (A+B+C)	Number of shares	As a percentage
(I)	(II)	(III)	(IV)	(V)	(VI)	(VII)	(VIII)	(IX)= (VIII)/(IV) *100
(A)	Shareholding of Promoter and Promoter Group <sup>2</sup>							
1	Indian							
(a)	Individuals	2	374437	239550	14.44	14.44	0	0.00
(b)	Central Government/ State Government(s)	0	0	0	0.00	0.00	0	0
(c)	Bodies Corporate	0	0	0	0.00	0.00	0	0
(d)	Financial Institutions/ Banks	0	0	0	0.00	0.00	0	0
(e)	Any Others(Specify)	0	0	0	0.00	0.00	0	0
(e-i)								
(e-ii)								

For OTCO INTERNATIONAL LIMITED

  
Director


	<b>Sub Total(A)(1)</b>	<b>2</b>	<b>374437</b>	<b>239550</b>	<b>14.44</b>	<b>14.44</b>	<b>0</b>	<b>0.00</b>
<b>2</b>	<b>Foreign</b>							
a	Individuals (Non-Residents Individuals/ Foreign Individuals)	0	0	0	0.00	0.00	0	0.00
b	Bodies Corporate	0	0	0	0.00	0.00	0	0.00
c	Institutions	0	0	0	0.00	0.00	0	0.00
d	Qualified Foreign Investor	0	0	0	0.00	0.00	0	0.00
e	Any Others(Specify)	0	0	0	0.00	0.00	0	0.00
e-i								
e-ii								
	<b>Sub Total(A)(2)</b>	<b>0</b>	<b>0</b>	<b>0</b>	<b>0.00</b>	<b>0.00</b>	<b>0</b>	<b>0.00</b>
	<b>Total Shareholding of Promoter and Promoter Group (A)= (A)(1)+(A)(2)</b>	<b>2</b>	<b>374437</b>	<b>239550</b>	<b>14.44</b>	<b>14.44</b>	<b>0</b>	<b>0.00</b>

For GTCO INTERNATIONAL LIMITED

  
Director


<b>(B)</b>	<b>Public shareholding</b>							
<b>1</b>	<b>Institutions</b>							
(a)	Mutual Funds/ UTI	0	0	0	0.00	0.00	0	0
(b)	Financial Institutions / Banks	0	0	0	0.00	0.00	0	0
(c)	Central Government/ State Government(s)	0	0	0	0.00	0.00	0	0
(d)	Venture Capital Funds	0	0	0	0.00	0.00	0	0
(e)	Insurance Companies	0	0	0	0.00	0.00	0	0
(f)	Foreign Institutional Investors	0	0	0	0.00	0.00	0	0
(g)	Foreign Venture Capital Investors	0	0	0	0.00	0.00	0	0
(h)	Qualified Foreign Investor	0	0	0	0.00	0.00	0	0
(i)	Any Other (specify)	0	0	0	0.00	0.00	0	0
(i-ii)								
(i-ii)								
	<b>Sub-Total (B)(1)</b>	<b>0</b>	<b>0</b>	<b>0</b>	<b>0.00</b>	<b>0.00</b>	<b>0</b>	<b>0</b>
<b>B 2</b>	<b>Non-institutions</b>							
(a)	Bodies Corporate	45	681830	225361	26.29	26.29	0	0
(b)	Individuals	0	0	0	0.00	0.00	0	0

For CTCO INTERNATIONAL LIMITED

  
Director


I	Individuals -i. Individual shareholders holding nominal share capital up to Rs 1 lakh	593	382366	212905	14.74	14.74	0	0
II	ii. Individual shareholders holding nominal share capital in excess of Rs. 1 lakh.	12	1152184	831300	44.42	44.42	0	0
(c)	Qualified Foreign Investor	0	0	0	0.00	0.00	0	0
(d)	Any Other (specify)	0	0	0	0.00	0.00	0	0
(d-i)	NRI	4	1027	1027	0.04	0.04	0	0
(d-ii)	Clearing Member	2	1780	1780	0.07	0.07	0	0.00
	<b>Sub-Total (B)(2)</b>	<b>656</b>	<b>2219187</b>	<b>1272373</b>	<b>85.56</b>	<b>85.56</b>	<b>0</b>	<b>0</b>
(B)	<b>Total Public Shareholding (B)= (B)(1)+(B)(2)</b>	<b>656</b>	<b>2219187</b>	<b>1272373</b>	<b>85.56</b>	<b>85.56</b>	<b>0</b>	<b>0</b>
	<b>TOTAL (A)+(B)</b>	<b>658</b>	<b>2593624</b>	<b>1511923</b>	<b>100.00</b>	<b>100.00</b>	<b>0</b>	<b>0</b>

For GICO INTERNATIONAL LIMITED

  
Director

(C)	Shares held by Custodians and against which Depository Receipts have been issued							
1	Promoter and Promoter Group	0	0	0	0.00	0.00	0	0
2	Public	0	0	0	0.00	0.00	0	0
	<b>Sub-Total (C)</b>	<b>0</b>	<b>0</b>	<b>0</b>	<b>0.00</b>	<b>0.00</b>	<b>0</b>	<b>0</b>
	<b>GRAND TOTAL (A)+(B)+(C)</b>	<b>658</b>	<b>2593624</b>	<b>1511923</b>	<b>100.00</b>	<b>100.00</b>	<b>0</b>	<b>0</b>


For CTGO INTERNATIONAL LIMITED

  
Director

(1)(b) Statement showing holding of securities (including shares, warrants, convertible securities) of persons belonging to the category "Promoter and Promoter Group"

Sr. No.	Name of the shareholder	Details of Shares held			Encumbered shares (*)			Details of warrants		Details of convertible securities		Total shares (including underlying shares assuming full conversion of warrants and convertible securities) as a % of diluted share capital
		Number of shares held	As a % of grand total + (C)	(A) + (B)	No.	As a percentage	As a % of grand total (A)+(B)+(C) of sub-clause (1)(a)	Number of warrants held	As a % total number of warrants of the same class	Number of convertible securities held	As a % total number of convertible securities of the same class	
(I)	(II)	(III)	(IV)	(V)	(VI) = (V) / (I) * 100	(VII)	(VIII)	(IX)	(X)	(XI)	(XII)	
1	Collin R Timms	230062	8.87	0	0.00	0.00	0	0	0	0	0	
2	Olinda Timms	144375	5.57	0	0.00	0.00	0	0	0	0	0	
<b>TOTAL</b>		<b>374437</b>	<b>14.44</b>	<b>0</b>	<b>0.00</b>	<b>0.00</b>	<b>0</b>	<b>0</b>	<b>0</b>	<b>0</b>	<b>0</b>	

For CICO INTERNATIONAL LIMITED

  
Director


(l)(c)(i) **Statement showing holding of securities (including shares, warrants, convertible securities) of persons belonging to the category "Public" and holding more than 1% of the total number of shares**

Sr. No.	Name of the shareholder	Number of shares held	Shares as a percentage of total number of shares (i.e. Grand Total (A)+(B)+(C) indicated in Statement at para (l)(a) above)	Details of warrants		Details of convertible		Total shares (including underlying shares assuming full conversion)
				Number of warrants held	As a % total number of warrants of the same class	Number of convertible securities held	% w.r.t total number of convertible securities of the same class	
1	Lalitha Devadasan	26250	1.01	0	0	0	0	0
2	Tinan Drye	75960	2.89	0	0	0	0	0
3	Red Dr V K Samuel	288750	11.13					
4	P S J Devadasen	234375	9.04	0	0	0	0	0
5	Rajender Singh	197560	7.62	0	0	0	0	0
6	Ashok Kumar Kothari	80728	3.11	0	0	0	0	0
7	Ashok Kothari	100250	3.87	0	0	0	0	0
8	Francis J Alphonso	49062	1.89	0	0	0	0	0
9	Kautilya Venture Capital Co Ltd	116070	4.48	0	0	0	0	0
10	Comet Holding Ltd	113625	4.38	0	0	0	0	0
11	Opportunity Microfinance India Ltd	381250	14.70	0	0	0	0	0
<b>TOTAL</b>		<b>1662920</b>	<b>64.12</b>	<b>0</b>	<b>0</b>	<b>0</b>	<b>0</b>	<b>0</b>

1 **Statement showing holding of securities (including shares, warrants, convertible securities) of persons (together with PAC) belonging to the category "Public" and holding more than 5% of the total number of shares of the company**

Sr. No.	Name(s) of the shareholder(s) and the Persons Acting in Concert (PAC) with them	Number of shares	Shares as a percentage of total number of shares (i.e. Grand Total (A)+(B)+(C) indicated in Statement at para (l)(a) above)	Details of warrants		Details of convertible		Total shares (including underlying shares assuming full conversion)
				Number of warrants	As a % total number of warrants of the same class	Number of convertible securities held	% w.r.t total number of convertible securities of the same class	
1	Opportunity Microfinance India Ltd	381250	14.70	0	0	0	0	0
2	Red Dr V K Samuel	288750	11.13	0	0	0	0	0
3	P S J Devadasen	234375	9.04	0	0	0	0	0
4	Rajender Singh	197560	7.62	0	0	0	0	0
<b>TOTAL</b>		<b>1101935</b>	<b>42.49</b>	<b>0</b>	<b>0</b>	<b>0</b>	<b>0</b>	<b>0</b>

For UTCO INTERNATIONAL LIMITED

  
Director




(I)(d) Statement showing details of locked-in shares

Sr. No.	Name of the shareholder	Number of locked-in shares	Locked-in shares as a percentage of total number of shares (i.e., Grand Total (A)+(B)+(C) indicated in Statement at para (I)(a) above)
1	NIL	NIL	0.00
TOTAL		0	0.00

(II)(a) Statement showing details of Depository Receipts (DRs)

Sr. No.	Type of outstanding DR (ADRs, GDRs, SDRs, etc.)	Number of outstanding DRs	Number of shares underlying outstanding DRs	Shares underlying outstanding DRs as a percentage of total number of shares (i.e., Grand Total (A)+(B)+(C) indicated in Statement at para (I)(a))
1	NIL	NIL	NIL	NIL
TOTAL		0	0	0.00

For CFCO INTERNATIONAL LIMITED

  
Director