


Introductory sub-table (I)(a)


| Name of the Company: Octo International Limited | | | | | | | | | | | | | | | | | | | |
|--|-------------------------------|---|--|--------------------------------------|-------------------------------|---|--|---------------------------------|---|---|---|----------------|---|---|---|--------------|----------|------------|------------|
| Scrip Code:523151 | | Name of the scrip, class of security: Equity | | | | | | | | | | | | | | | | | |
| Quarter Begins:APR-13 | | Quarter ended: JUNE-2013 | | | | | | | | | | | | | | | | | |
| <table border="1"> <thead> <tr> <th>Partly paid-up shares:-</th> <th>No. of partly paid-up shares</th> <th>As a % of total no. of partly paid-up shares</th> <th>As a % of total no. of shares of the company</th> </tr> </thead> <tbody> <tr> <td>Held by promoter/promoter group</td> <td align="right">0</td> <td align="right">0</td> <td align="right">0</td> </tr> <tr> <td>Held by public</td> <td align="right">0</td> <td align="right">0</td> <td align="right">0</td> </tr> <tr> <td>Total</td> <td align="right">0</td> <td align="right">NIL</td> <td align="right">NIL</td> </tr> </tbody> </table> | | | | Partly paid-up shares:- | No. of partly paid-up shares | As a % of total no. of partly paid-up shares | As a % of total no. of shares of the company | Held by promoter/promoter group | 0 | 0 | 0 | Held by public | 0 | 0 | 0 | Total | 0 | NIL | NIL |
| Partly paid-up shares:- | No. of partly paid-up shares | As a % of total no. of partly paid-up shares | As a % of total no. of shares of the company | | | | | | | | | | | | | | | | |
| Held by promoter/promoter group | 0 | 0 | 0 | | | | | | | | | | | | | | | | |
| Held by public | 0 | 0 | 0 | | | | | | | | | | | | | | | | |
| Total | 0 | NIL | NIL | | | | | | | | | | | | | | | | |
| <table border="1"> <thead> <tr> <th>Outstanding convertible securities:-</th> <th>No. of outstanding securities</th> <th>As a % of total no. of outstanding convertible securities</th> <th>As a % of total no. of shares of the company, assuming full conversion of the convertible securities</th> </tr> </thead> <tbody> <tr> <td>Held by promoter/promoter group</td> <td align="right">0</td> <td align="right">0</td> <td align="right">0</td> </tr> <tr> <td>Held by public</td> <td align="right">0</td> <td align="right">0</td> <td align="right">0</td> </tr> <tr> <td>Total</td> <td align="right">0</td> <td align="right">NIL</td> <td align="right">NIL</td> </tr> </tbody> </table> | | | | Outstanding convertible securities:- | No. of outstanding securities | As a % of total no. of outstanding convertible securities | As a % of total no. of shares of the company, assuming full conversion of the convertible securities | Held by promoter/promoter group | 0 | 0 | 0 | Held by public | 0 | 0 | 0 | Total | 0 | NIL | NIL |
| Outstanding convertible securities:- | No. of outstanding securities | As a % of total no. of outstanding convertible securities | As a % of total no. of shares of the company, assuming full conversion of the convertible securities | | | | | | | | | | | | | | | | |
| Held by promoter/promoter group | 0 | 0 | 0 | | | | | | | | | | | | | | | | |
| Held by public | 0 | 0 | 0 | | | | | | | | | | | | | | | | |
| Total | 0 | NIL | NIL | | | | | | | | | | | | | | | | |
| <table border="1"> <thead> <tr> <th>Warrants:-</th> <th>No. of warrants</th> <th>As a % of total no. of warrants</th> <th>As a % of total no. of shares of the company, assuming full conversion of warrants</th> </tr> </thead> <tbody> <tr> <td>Held by promoter/promoter group</td> <td align="right">0</td> <td align="right">0</td> <td align="right">0</td> </tr> <tr> <td>Held by public</td> <td align="right">0</td> <td align="right">0</td> <td align="right">0</td> </tr> <tr> <td>Total</td> <td align="right">0</td> <td align="right">NIL</td> <td align="right">NIL</td> </tr> </tbody> </table> | | | | Warrants:- | No. of warrants | As a % of total no. of warrants | As a % of total no. of shares of the company, assuming full conversion of warrants | Held by promoter/promoter group | 0 | 0 | 0 | Held by public | 0 | 0 | 0 | Total | 0 | NIL | NIL |
| Warrants:- | No. of warrants | As a % of total no. of warrants | As a % of total no. of shares of the company, assuming full conversion of warrants | | | | | | | | | | | | | | | | |
| Held by promoter/promoter group | 0 | 0 | 0 | | | | | | | | | | | | | | | | |
| Held by public | 0 | 0 | 0 | | | | | | | | | | | | | | | | |
| Total | 0 | NIL | NIL | | | | | | | | | | | | | | | | |
| <p align="center">Total paid-up capital of the company, assuming full conversion of warrants and convertible securities</p> | | <p align="center">2593624</p> | | | | | | | | | | | | | | | | | |

For OCTO INTERNATIONAL LIMITED


 Director


| OTCO INTERNATIONAL LTD | | Statement Showing Shareholding Pattern AS ON 30-06-2013 | | | | | | |
|------------------------|--|---|------------------------|--|--|----------------------------|--|------------------------|
| Category code | Category of Shareholder | Number of Shareholders | Table (I)(a) | | Total shareholding as a percentage of total number of shares | | Shares Pledged or otherwise encumbered | |
| | | | Total number of shares | Number of shares held in dematerialized form | As a percentage of (A+B) | As a percentage of (A+B+C) | Number of shares | As a percentage |
| (I) | (II) | (III) | (IV) | (V) | (VI) | (VII) | (VIII) | (IX)= (VIII)/(IV)* 100 |
| (A) | Shareholding of Promoter and Promoter Group² | | | | | | | |
| 1 | Indian | | | | | | | |
| (a) | Individuals | 2 | 374437 | 239550 | 14.44 | 14.44 | 0 | 0.00 |
| (b) | Central Government/ State Government(s) | 0 | 0 | 0 | 0.00 | 0.00 | 0 | 0 |
| (c) | Bodies Corporate | 0 | 0 | 0 | 0.00 | 0.00 | 0 | 0 |
| (d) | Financial Institutions / Banks | 0 | 0 | 0 | 0.00 | 0.00 | 0 | 0 |
| (e) | Any Others(Specify) | 0 | 0 | 0 | 0.00 | 0.00 | 0 | 0 |
| (e-i) | | | | | | | | |
| | Sub Total(A)(1) | 2 | 374437 | 239550 | 14.44 | 14.44 | 0 | 0.00 |
| 2 | Foreign | | | | | | | |
| a | Individuals (Non-Residents Individuals/ Foreign | 0 | 0 | 0 | 0.00 | 0.00 | 0 | 0.00 |

For OTCO INTERNATIONAL LIMITED


Director


| | | | | | | | | |
|------------|--|----------|---------------|---------------|--------------|--------------|----------|-------------|
| | Individuals) | | | | | | | |
| b | Bodies Corporate | 0 | 0 | 0 | 0.00 | 0.00 | 0 | 0.00 |
| c | Institutions | 0 | 0 | 0 | 0.00 | 0.00 | 0 | 0.00 |
| d | Qualified Foreign Investor | 0 | 0 | 0 | 0.00 | 0.00 | 0 | 0.00 |
| e | Any Others(Specify) | 0 | 0 | 0 | 0.00 | 0.00 | 0 | 0.00 |
| e-i | | | | | | | | |
| | Sub Total(A)(2) | 0 | 0 | 0 | 0.00 | 0.00 | 0 | 0.00 |
| | | | | | | | | |
| | Total Shareholding of Promoter and Promoter Group (A)=(A)(1)+(A)(2) | 2 | 374437 | 239550 | 14.44 | 14.44 | 0 | 0.00 |
| | | | | | | | | |
| (B) | Public shareholding | | | | 0.00 | 0.00 | | |
| 1 | Institutions | | | | 0.00 | 0.00 | | |
| (a) | Mutual Funds/ UTI | 0 | 0 | 0 | 0.00 | 0.00 | 0 | 0 |
| (b) | Financial Institutions / Banks | 0 | 0 | 0 | 0.00 | 0.00 | 0 | 0 |
| (c) | Central Government/ State Government(s) | 0 | 0 | 0 | 0.00 | 0.00 | 0 | 0 |
| (d) | Venture Capital Funds | 0 | 0 | 0 | 0.00 | 0.00 | 0 | 0 |
| (e) | Insurance Companies | 0 | 0 | 0 | 0.00 | 0.00 | 0 | 0 |

For GTCO INTERNATIONAL LIMITED


Director


| | | | | | | | | |
|------------|---|----------|----------|----------|-------------|-------------|----------|----------|
| (f) | Foreign Institutional Investors | 0 | 0 | 0 | 0.00 | 0.00 | 0 | 0 |
| (g) | Foreign Venture Capital Investors | 0 | 0 | 0 | 0.00 | 0.00 | 0 | 0 |
| (h) | Qualified Foreign Investor | 0 | 0 | 0 | 0.00 | 0.00 | 0 | 0 |
| (i) | Any Other (specify) | 0 | 0 | 0 | 0.00 | 0.00 | 0 | 0 |
| (i-ii) | | | | | | | | |
| (i-ii) | | | | | | | | |
| | Sub-Total (B)(1) | 0 | 0 | 0 | 0.00 | 0.00 | 0 | 0 |
| B 2 | Non-institutions | | | | | | | |
| (a) | Bodies Corporate | 44 | 681830 | 225361 | 26.29 | 26.29 | 0 | 0 |
| (b) | Individuals | 0 | 0 | 0 | 0.00 | 0.00 | 0 | 0 |
| I | Individuals - i. Individual shareholders holding nominal share capital up to Rs 1 lakh | 591 | 382066 | 215605 | 14.73 | 14.73 | 0 | 0 |
| II | ii. Individual shareholders holding nominal share capital in excess of Rs. 1 lakh. | 12 | 1152184 | 831300 | 44.42 | 44.42 | 0 | 0 |
| (c) | Qualified Foreign Investor | 0 | 0 | 0 | 0.00 | 0.00 | 0 | 0 |
| (d) | Any Other (specify) | 0 | 0 | 0 | 0.00 | 0.00 | 0 | 0 |
| (d-i) | NRI | 4 | 1027 | 1027 | 0.04 | 0.04 | 0 | 0 |

For CTCO INTERNATIONAL LIMITED


Director

| | | | | | | | | |
|------------|---|------------|----------------|----------------|---------------|---------------|----------|----------|
| (d-ii) | Clearing Member | 3 | 2080 | 2080 | 0.08 | 0.08 | | |
| | | | | | | | | |
| | Sub-Total (B)(2) | 654 | 2219187 | 1275373 | 85.56 | 85.56 | 0 | 0 |
| | | | | | | | | |
| (B) | Total Public Shareholding (B)= (B)(1)+(B)(2) | 654 | 2219187 | 1275373 | 85.56 | 85.56 | 0 | 0 |
| | | | | | | | | |
| | TOTAL (A)+(B) | 656 | 2593624 | 1514923 | 100.00 | 100.00 | 0 | 0 |
| | | | | | | | | |
| (C) | Shares held by Custodians and against which Depository Receipts have been issued | | | | | | | |
| 1 | Promoter and Promoter Group | 0 | 0 | 0 | 0.00 | 0.00 | 0 | 0 |
| 2 | Public | 0 | 0 | 0 | 0.00 | 0.00 | 0 | 0 |
| | Sub-Total (C) | 0 | 0 | 0 | 0.00 | 0.00 | 0 | 0 |
| | | | | | 0.00 | 0.00 | 0 | 0 |
| | GRAND TOTAL (A)+(B)+(C) | 656 | 2593624 | 1514923 | 100.00 | 100.00 | 0 | 0 |

For CITGO INTERNATIONAL LIMITED


Director


(1)(b) Statement showing holding of securities (including shares, warrants, convertible securities) of persons belonging to the category "Promoter and Promoter Group"

| Sr. No. | Name of the shareholder | Details of Shares held | | Encumbered shares (%) | | | Details of warrants | | Details of convertible securities | | Total shares (including underlying shares assuming full conversion of warrants and convertible securities) as a % of diluted share capital |
|--------------|-------------------------|------------------------|-----------------------------------|-----------------------|------------------------|--|-------------------------|---|---------------------------------------|---|--|
| | | Number of shares held | As a % of grand total (B)+(C) (A) | No. | As a percentage | As a % of grand total (A)+(B)+(C) of sub-clause (1)(a) | Number of warrants held | As a % total number of warrants of the same class | Number of convertible securities held | As a % total number of convertible securities of the same class | |
| (i) | (ii) | (iii) | (iv) | (v) | (vi) = (v)/(iii) * 100 | (vii) | (viii) | (ix) | (x) | (xi) | (xii) |
| 1 | Golin R Timms | 230062 | 8.87 | 0 | 0.00 | 0.00 | 0 | 0 | 0 | 0 | 0 |
| 2 | Olinda Timms | 144375 | 5.57 | 0 | 0.00 | 0.00 | 0 | 0 | 0 | 0 | 0 |
| TOTAL | | 374437 | 14.44 | 0 | 0.00 | 0.00 | 0 | 0 | 0 | 0 | 0 |

(1)(c)(i) Statement showing holding of securities (including shares, warrants, convertible securities) of persons belonging to the category "Public" and holding more than 1% of the total number of shares

| Sr. No. | Name of the shareholder | Number of shares held | Shares as a percentage of total number of shares (i.e., Grand Total (A)+(B)+(C) Indicated in Statement at para (1)(a) above) | Details of warrants | | Details of convertible | | Total shares (including underlying shares assuming full |
|--------------|------------------------------------|-----------------------|--|-------------------------|--|---------------------------------------|--|---|
| | | | | Number of warrants held | As a % of total number of warrants of the same class | Number of convertible securities held | % w.r.t total number of convertible securities of the same class | |
| 1 | Lalitha Devadasan | 26250 | 1.01 | 0 | 0 | 0 | 0 | 0 |
| 2 | Timm Diye | 75000 | 2.89 | 0 | 0 | 0 | 0 | 0 |
| 3 | Red Dr V K Samudra | 288750 | 11.13 | 0 | 0 | 0 | 0 | 0 |
| 4 | P S J Devadasen | 234375 | 9.04 | 0 | 0 | 0 | 0 | 0 |
| 5 | Rajender Singh | 197560 | 7.62 | 0 | 0 | 0 | 0 | 0 |
| 6 | Ashok Kumar Kochan | 80728 | 3.11 | 0 | 0 | 0 | 0 | 0 |
| 7 | Ashok Kochan | 109250 | 3.87 | 0 | 0 | 0 | 0 | 0 |
| 8 | Francis I Aphosaso | 49062 | 1.89 | 0 | 0 | 0 | 0 | 0 |
| 9 | Kaushya Venture Capital Co Ltd | 116970 | 4.48 | 0 | 0 | 0 | 0 | 0 |
| 10 | Comet Holding Ltd | 113625 | 4.38 | 0 | 0 | 0 | 0 | 0 |
| 11 | Opportunity Microfinance India Ltd | 381250 | 14.70 | 0 | 0 | 0 | 0 | 0 |
| TOTAL | | 1662920 | 64.12 | 0 | 0 | 0 | 0 | 0 |

For CTCO INTERNATIONAL LIMITED


Director

Statement showing holding of securities (including shares, warrants, convertible securities) of persons (together with PAC) belonging to the category "Public" and holding more than 5% of the total number of shares of the company

| Sr. No. | Name(s) of the shareholder(s) and the Persons Acting in Concert (PAC) with them | Number of shares | Shares as a percentage of total number of shares (i.e., Grand Total (A)+(B)+(C) indicated in Statement at para (I)(a) above) | Details of warrants | | Details of convertible | | Total shares (including underlying shares assuming |
|--------------|---|------------------|--|---------------------|---|---------------------------------------|--|--|
| | | | | Number of warrants | As a % total number of warrants of the same class | Number of convertible securities held | % w.r.t total number of convertible securities of the same class | |
| 1 | Opportunity Microfinance India Ltd | 381250 | 14.70 | 0 | 0 | 0 | 0 | 0 |
| 2 | Red Dr V K Samuel | 288750 | 11.13 | 0 | 0 | 0 | 0 | 0 |
| 3 | PSJ Devadasen | 234375 | 9.04 | 0 | 0 | 0 | 0 | 0 |
| 4 | Rajender Singh | 197560 | 7.62 | 0 | 0 | 0 | 0 | 0 |
| TOTAL | | 1101935 | 42.49 | 0 | 0 | 0 | 0 | 0 |


(I)(d) Statement showing details of locked-in shares

| Sr. No. | Name of the shareholder | Number of locked-in shares | Locked-in shares as a percentage of total number of shares (i.e., Grand Total (A)+(B)+(C) indicated in Statement at para (I)(a) above) |
|--------------|-------------------------|----------------------------|--|
| 1 | NIL | NIL | 0.00 |
| TOTAL | | 0 | 0.00 |

(II)(a) Statement showing details of Depository Receipts (DRs)

| Sr. No. | Type of outstanding DR (ADRs, GDRs, SDRs, etc.) | Number of outstanding DRs | Number of shares underlying outstanding DRs | Shares underlying outstanding DRs as a percentage of total number of shares (i.e., Grand Total (A)+(B)+(C) indicated in Statement at para (I)(a) above) |
|--------------|---|---------------------------|---|---|
| 1 | NIL | NIL | NIL | NIL |
| TOTAL | | 0 | 0 | 0.00 |

For CFCO INTERNATIONAL LIMITED


Director